

MODULAR PLUGS, ACCESSORIES AND TOOLING


3rd Edition

TE CONNECTIVITY MODULAR PLUG PORTFOLIO

TE Connectivity offers a vast portfolio of Modular Plugs for a wide variety of applications, performance and cable and conductor styles. Below is a brief explanation of the basics of this portfolio to assist in proper plug selection.


CAT 6A, CAT 6, CAT 5E EMT and Secure Modular Plugs

These modular plugs consist of a three-piece design: the modular plug body with contacts; a wire holder to manage the conductors and ensure performance and; a metal strain relief for securing the cable and if used with a shielded cable provides the shielding for the plug. These plugs can be used with shielded or unshielded cables. They are available with 3 different size strain reliefs to handle the range of cable diameters. Each performance level uses slightly different wire holders to achieve the desired performance levels. All three of these plug types utilize the 737893 or 336513 series plug boots. They utilize the Pro-Crimper III Hand Tool (354940-1) with the appropriate die set based on strain relief diameter. Please note that the SECURE Plugs require a unique die set to accommodate the securing key.



CAT 5E, 8-Position Plug

The CAT 5E Modular Plug is a two-piece design consisting of the modular plug body with contacts, and a load bar or wire holder. In this design the strain relief is built into the plug body. If the shielded option is desired, the plug comes with a factory installed wrap around shield. This plug utilizes the 569875, 569876 or 569877 series boot depending upon cable diameter. It utilizes the Pro-Installer tool with the "White" dot die set.




CAT 5, 8-Position Modular Plug

The CAT 5, 8-position plug is a one-piece design. This plug is available with a "standard" design which is 0.885 inches long and also a "long" design which is 0.915 inches long. The plug is also available for use with "round" cable as well as "flat oval" cable. Additionally, it is available in unshielded and shielded utilizing a wrap-around shield. This plug utilizes the same boots as the CAT 5E and the Pro-Installer tool with the "Black" dot die set.



6-Position Modular Plug

The 6-position (RJ-11) modular plug is also a one-piece design and is offered in a "standard" design 0.530 inches long and also a "long" version which is 0.895 inches long. The plug is available for round as well as flat oval cable. It is available in unshielded and shielded versions. The 6-position plug has a unique variety called "small conductor" for use with conductors with thin-wall insulation and overall diameter of 0.029 to 0.034 inches. Lastly, the 6-position plug is available with only 4 or 2 contacts installed. This plug utilizes the Pro-Installer tool with the "standard" plug using the "Blue" dot die set and the "long" using the "Violet" dot die set.



4-Position Modular Plug

The 4-position (telephone handset) modular plug is a one-piece design and is 0.530 inches long and is designed for use with flat-oval cables. It is only available as unshielded. The plug utilizes the "Green" dot die set with the Pro-Installer Tool.



Modular Plugs, Accessories and Tooling

FEATURES AND BENEFITS

- True mass displacement termination of jacketed cable with solid or stranded conductors
- Available in all performance grades: CAT 6A, CAT 6, CAT 5E, CAT 5 and CAT 3
- Meets or exceeds EIA/TIA and ISO industry performance and specifications
- Various positions, number of contacts, housing styles and packaging options available
- The most complete line of semiautomatic and manual termination capabilities and tooling – low applied cost
- Complete line of hand-held tooling available
- Available for shielded and unshielded cable, round or flat oval, various cable diameters accommodated
- Complete line of accessories such as boots and strain reliefs
- Secure line of plugs available for secure or protected networks
- Recognized by Underwriters Laboratories Inc, File # E81956
- Certified by Canadian Standards Association Certificate No LR 7189A

SPECIFICATIONS

Electrical

Applications:	150 VAC max. at 1.5 A @ 25° C, derated to 0.2A @ 70° C
Dielectric Withstanding Voltage:	1000 Volts AC between contacts 1500 Volts AC all contacts connected together with shield
Insulation Resistance:	500 Megohms

Mechanical

Cable-to-Plug Tensile Strength:	17 lbs [76N] min.
Durability:	750 mating cycles
Temp. Rating:	-40° C to +60° C
Flame Rating:	UL 94V-0

Environmental

Thermal Shock:	IDC-wire interface and jack-plug interface
Humidity Temperature Cycling:	IDC-wire interface
Humidity Steady State:	Jack-plug interface
Mixed-Flow Gas	

Product Specification


	108-1163 Standard
	108-1163-2 High Performance

Modular Plugs, Accessories and Tooling

CAT 6/6A Shielded Slim-Line Modular Plug

FEATURES

- Each kit includes:
 - (1) Modular plug assembly
 - (1) Wire holder
 - (1) Strain relief
- Cat 6A performance achievable when used with PiMF (Pairs-in-Metal-Foil) constructed cable
- Use appropriate-sized Slim-Line Modular Plug Boot (Ordered separately)




Cable Type	Conductor	Insulation OD	Cable Diameter	Package Size (500)	Package Size (100)
Shielded	Stranded 24-26 AWG	0.035" to 0.043" (0.89mm to 1.09mm)	0.201" to 0.236" (5.1mm to 6.0mm)	5-2111981-2	5-2111981-3
			0.224" to 0.276" (5.7mm to 7.0mm)	5-2111984-2	5-2111984-3

CAT 6 Shielded Slim-Line Modular Plug

FEATURES

- Each kit includes:
 - (1) Modular plug assembly
 - (1) Wire holder
 - (1) Strain relief
- Use appropriate-sized Slim-Line Modular Plug Boot (Ordered separately)




Cable Type	Conductor	Insulation OD	Cable Diameter	Package Size (500)	Package Size (100)
Shielded or Unshielded	Solid 23-24 AWG	0.035" to 0.043" (0.89mm to 1.09mm)	0.185" to 0.216" 4.7mm to 5.5mm	5-2111978-2	5-2111978-3
			0.201" to 0.236" 5.1mm to 6.0mm	5-2111980-2	5-2111980-3
			0.224" to 0.276" 5.7mm to 7.0mm	5-2111983-2	5-2111983-3
Shielded or Unshielded	Stranded 24-26 AWG	0.035" to 0.043" (0.89mm to 1.09mm)	0.185" to 0.216" 4.7mm to 5.5mm	5-2111977-2	5-2111977-3
			0.201" to 0.236" 5.1mm to 6.0mm	5-2111979-2	5-2111979-3
			0.224" to 0.276" 5.7mm to 7.0mm	5-2111989-2	5-2111989-3

Modular Plugs, Accessories and Tooling

CAT 5E EMT Shielded Slim-Line Modular Plug

FEATURES

- Each kit includes:
 - (1) Modular plug assembly
 - (1) Wire holder
 - (1) Strain relief
- Use appropriate-sized Slim-Line Modular Plug Boot (Ordered separately)




Cable Type	Conductor	Insulation OD	Cable Diameter	Package Size (500)	Package Size (100)
Shielded	Stranded 24-26 AWG	0.035" to 0.043" (0.89mm to 1.09mm)	0.185" to 0.216" 4.7mm to 5.5mm	5-2111976-2	5-2111976-3
			0.201" to 0.236" 5.1mm to 6.0mm	5-2111986-2	5-2111986-3
			0.224" to 0.276" 5.7mm to 7.0mm	5-2111988-2	5-2111988-3

Shielded Slim-Line Modular Plug Boot

FEATURES

- For use with Category 6A/6, and Cat 5e EMT modular plugs
- Accepts cables with maximum diameters listed
- Slim-line design support high-density applications
- Transparent boot eliminates need for colored boots to match cable jacket color
- Advised to use the smallest boot size possible that will accommodate cable
- Package size: 1000 pieces per box



Description	Cable Diameter	Part Number
Slim-Line Transparent Boot	0.185" to 0.236" 4.7mm to 6.0 mm	2153256-1
	0.224" to 0.276" 5.7mm to 7.0 mm	2153257-1

CAT 5E, 8 Position Modular Plug

FEATURES

- In-line load bar and wrap-around shield for shielded plugs - Uses Category 5e Boots
- Each Kit includes
 - (1) Modular plug Assembly
 - (1) Wire Holder
- Use appropriate size CAT 5E modular plug boot for cable diameter



ORDERING INFORMATION

Description	AWG	Insulation O.D.	Cable Jacket O.D.	Conductor	Part Number	
					100 per box	100 per box
Unshielded	24 - 26	0.035" to 0.039" (0.89 mm to 0.99 mm)	0.190" to 0.220" (4.83 mm to 5.29 mm)	Stranded	5-558530-2	5-558530-3
				Solid	5-569278-2	5-569278-3
Shielded	24 - 26	0.035" to 0.039" (0.89 mm to 0.99 mm)	0.190" to 0.220" (4.83 mm to 5.29 mm)	Stranded	5-569552-2	5-569552-3
				Solid	5-569550-2	5-569550-3

*Note: The 336349-1 is for overmoldable boots.

Modular Plugs, Accessories and Tooling

Modular Plug Snagless Boots for Category 5E, 5 and 3 Plugs

FEATURES

- For use with Category 3, 5 and 5e 8-position plugs
- Three (3) boot sizes for various maximum cable diameters
- 1000 boots per box



ORDERING INFORMATION

Color	Max Cable Diameter 0.210" (5.33 mm)	Max Cable Diameter 0.225 (5.71 mm)	Max Cable Diameter 0.250" (6.35 mm)
Black	569875-1	569876-1	569877-1
Almond	569875-2	569876-2	569877-2
Red	569875-3	569876-3	569877-3
Green	569875-4	569876-4	569877-4
Blue	569875-5	569876-5	569877-5
Yellow	569875-6	569876-6	569877-6
Orange	569875-7	569876-7	569877-7
White	569875-8	569876-8	569877-8
Violet	569875-9	569876-9	569877-9
Gray	1-569875-0	1-569876-0	1-569877-0

Slimline Modular Plug Boot

ORDERING INFORMATION


Description	Max Cable Diameter	Part Number
Slimline Modular Plug Boot, Clear	0.220" (5.59 mm)	2111399-1



Modular Plug Non Snagless Boots for Category 5E, 5 and 3 Plugs

ORDERING INFORMATION

Color	Max Cable Diameter 0.240" (6.1 mm)
Black	558211-1
Almond	558211-2
Red	558211-3
Green	558211-4
Blue	558211-5
Yellow	558211-6
Orange	558211-7
White	558211-8
Violet	558211-9



Modular Plugs, Accessories and Tooling

External Strain Reliefs For Modular Plugs

FEATURES

- Metal strain relief that positively engages plug housing
- PRO-CRIMPER Tool and Die Set reference will be noted in tooling section
- For use with 8-position Category 3, 5 and 5e Modular Plugs only
- RoHS compliant



ORDERING INFORMATION

Description	Part Number
Not for use with Modular Plug Boots	558527-1
For use with Modular Plug Boots	558527-3

Category 5 and 3, 8-Position Modular Plugs

- Each Kit includes
 - (1) Modular plug Assembly
- Packaged either 500 or 100 to bag
- Use appropriate size modular plug boot for cable diameter



8-Position Round, Standard 8-Position Flat, Standard Shielded 8-Position Round, Standard

ORDERING INFORMATION

Shielding	Cable Type	Cable Jacket O.D.	Conductor type	AWG	Insulation O.D.	Body Type	Quantity Per Box	Part Number
Unshielded	Round	0.210" (5.33 mm) max.	Stranded	26-28	0.029" to 0.039" (0.74 mm to 0.99 mm)	Standard	100*	5-554169-3
							500	5-554169-2
	Flat Oval	0.200" (5.08 mm)	Solid	24-26	0.029" to 0.039" (0.74 mm to 0.99 mm)	Long	100*	5-557315-3
							500	5-557315-2
		0.100" x 0.350" (2.54 mm x 8.89 mm) max.	Stranded	26-28	0.035" to 0.039" (0.89 mm to 0.99 mm)	Long	100*	5-554739-3
							500	5-554739-2
Solid	24-26	0.035" to 0.039" (0.89 mm to 0.99 mm)	Standard	100*	5-554720-3			
				500	5-554720-2			
Shielded	Round	0.200" (5.08 mm)	Stranded	26-28	0.029" to 0.039" (0.74 mm to 0.99 mm)	Standard	100	5-569532-3
							500	5-569532-2
			Solid	24-26	0.029" to 0.039" (0.74 mm to 0.99 mm)	Standard	100	5-569530-3
							500	5-569530-2
	Flat Oval	0.110" x 0.355" (2.79 mm x 9.02 mm) max.	Stranded	26-28	0.029" to 0.039" (0.74 mm to 0.99 mm)	Standard	100	5-569542-3
							500	5-569542-2

Modular Plugs, Accessories and Tooling

Small-conductor Category 5 and 3, 8-Position Modular Plugs

Small conductor plugs are for 0.029" to 0.034" (0.74 to 0.86 mm) insulated conductors.

ORDERING INFORMATION

Shielding	Cable Type	Cable Jacket OD	Conductor Type	AWG	Body Type	Qty	Part Number
Unshielded	Round	0.158" (4.0 mm)	Stranded	26-28	Standard	100	5-557961-3
						500	5-557961-2
	Flat Oval	0.100"x 0.350" (2.54 mm x 8.89 mm)	Stranded	26-28	Standard	100	5-557973-3
						500	5-557973-2
	Round	0.158" (4.0 mm)	Solid	26-28	Standard	100	5-557972-3
						500	5-557972-2

Keyed Category 5 and 3, 8-Position Modular Plugs

Small key on side of plug to interface with slot in jack.



ORDERING INFORMATION

Shielding	Cable Type	Cable Jacket OD	Conductor Type	AWG	Body Type	Qty	Part Number
Unshielded	Round	0.158" (4.0 mm)	Stranded	26-28	Standard	100	5-554170-3
Shielded	Round	0.158" (4.0 mm)	Stranded	26-28	Standard	100	5-569533-3

Modular Plugs, Accessories and Tooling

6-Position Modular Plugs



6-Position,
Round, Standard



6-Position,
Round, Long



6-Position,
Flat, Standard

ORDERING INFORMATION

Positions	Shielding	Cable Type	Cable Jacket O.D	Conductor Type	AWG	Insulation O.D.	Body Type	Quantity Per Box	Part Number	
6	Unshielded	Round	0.180" (4.58 mm)	Stranded	26-28	0.035" (0.89 mm) max	Standard	100	5-554710-3	
					500	5-554710-2				
			26-28	0.029" to 0.039" (0.74 mm to 0.99 mm) max	Long	100	5-555177-3			
					500	5-555177-2				
		0.195" (4.96 mm)	Solid	24-26	0.039" (0.99 mm)	Standard	100	5-569032-3		
						500	5-569032-2			
		0.195" (4.96 mm)	Solid	24-26	0.039" (0.99 mm)	Long	100	5-555426-3		
						500	5-555426-2			
	Flat Oval	0.090" x 0.260" (2.29 mm x 6.61 mm)	Stranded	26-28	0.029" to 0.039" (0.74 mm to 0.99 mm)	Standard	100	5-641337-3		
							500	5-641337-2		
		0.035" to 0.039" (0.89 mm to 0.99 mm)	Standard	100	5-555042-3					
				500	5-555042-2					
		Shielded	Flat Oval	0.110" x 0.270" (2.79 mm x 6.85 mm)	Stranded	26-28	0.029" to 0.039" (0.74 mm to 0.99 mm)	Long	100	5-555174-3
								500	5-555174-2	
Round	0.180" (4.58 mm)	Stranded	26-28	0.029" to 0.039" (0.74 mm to 0.99 mm)	Long	100	5-555175-3			
						500	5-555175-2			

Small-conductor 6-Position Modular Plugs

Small Conductor plugs are for 0.029" to 0.034" (0.74 to 0.86 mm) insulated conductors.

ORDERING INFORMATION

Shielding	Cable Type	Cable Jacket O.D	Conductor Type	AWG	Body Type	Qty	Part Number
Unshielded	Flat Oval	0.090" x 0.260" (2.29 mm x 6.61 mm)	Stranded	26-28	Standard	100	5-557971-3
						500	5-557971-2
	Flat Oval	0.090" x 0.260" (2.29 mm x 6.61 mm)	Solid	24-26	Standard	100	5-557970-3
						500	5-557970-2
Shielded	Round	0.180" (4.58 mm)	Solid	24-26	Standard	100	5-1368336-3
						500	5-1368336-2

Modular Plugs, Accessories and Tooling

6-Position/4 or 2 Contacts Modular Plugs

ORDERING INFORMATION

Number of Contacts	Cable Type	Cable Jacket O.D	Conductor Type	AWG	Body Type	Qty	Part Number
4	Flat Oval	0.090" x 0.260" (2.29 mm x 6.61 mm)	Stranded	26-28	Standard	100	5-641335-3
						500	5-641335-2
			Solid	24-26	Standard	100	5-556384-3
						500	5-556384-2
			Stranded Small Conductor*	26-28	Standard	100	5-557967-3
						500	5-557967-2
			Solid Small Conductor*	26-28	Standard	100	5-557965-3
						500	5-557965-2
2	Flat Oval	0.090" x 0.260" (2.29 mm x 6.61 mm)	Stranded	26-28	Standard	100	5-641333-3
						500	5-641333-2

Note: Small Conductor plugs are for 0.029" to 0.034" (0.74 to 0.86 mm) insulated conductors.

4-Position Modular Plug



ORDERING INFORMATION

Cable Type	Cable Jacket O.D	Conductor Type	AWG	Body Type	Qty	Part Number
Flat Oval	0.090" x 0.260" (2.29 mm x 6.61 mm)	Stranded	26-28	Standard	100	5-641334-3
					1000	5-641334-2
		Solid	24-26	Standard	1000	5-556200-2

10-position Modular Plugs



ORDERING INFORMATION


Cable Type	Cable Jacket O.D	Conductor Type	AWG	Body Type	Qty	Part Number
Round Unshielded	0.021" (5.34 mm)	Stranded	24-28	Standard	100	5-557963-3
					500	5-557963-2

Modular Plugs, Accessories and Tooling

RJ45 SECURE Category 6 Modular Plugs

FEATURES

- Six color-coded keyed designs limit improper connections in segregated networks
- Gray (universal key) available for use in testing
- RJ45 SECURE plugs only mate with RJ45 SECURE jacks of the same color
- See CAT 6/6A modular plug boots for matching color boots
- 5 - 6 mm plug terminated with Pro-Crimper III hand-tool 354940-1 and die set 1976200-2 or combination tool/die set 1976200-1
- 6 - 7 mm plug terminated with Pro-Crimper III hand-tool 354940-1 and die set 1976200-4 or combination tool/die set 1976200-3



ORDERING INFORMATION

Conductor Type	Cable O.D.	Qty Per Box	Red	Yellow	Green	Blue	Violet	Orange	Gray (Universally Keyed)
Standard	5-6 mm	100	5-1479802-3	5-1479804-3	5-1479806-3	5-1479808-3	5-1499675-3	5-1499677-3	5-1499679-3
	6-7 mm	100	5-1499549-3	5-1499551-3	5-1499553-3	5-1499555-3	5-1499557-3	5-1499559-3	5-1499561-3
Solid	5-6 mm	100	5-1479803-3	5-1479805-3	5-1479807-3	5-1479809-3	5-1499676-3	5-1499678-3	5-1499680-3
	6-7 mm	100	5-1499550-3	5-1499552-3	5-1499554-3	5-1499556-3	5-1499558-3	5-1499560-3	5-1499562-3

Base Terminator: 1320840-1 (115 Vac, 60 Mhz) ModPlug Dual Terminator Fast Facts

- Pneumatically powered, foot pedal actuated
- Terminate two connectors at the same time
- Programmable tester — Check for shorts and opens as product is terminated. Program tester for individual positions or crossovers.
- Terminate up to 200 dual-ended cables/hr
- Interchangeable die sets — Easy changeover die sets for your particular product. Die sets have been designed to terminate all TE modular plug products
- Steel die sets for long life
- Fully adjustable, primary strain relief, secondary strain relief and contact height
- Lightweight (36 lbs) design makes the press easy to move within work center
- Rental and purchase options available
- Compact size — 8" x 8" x 10 1/2" tall
- 1-year limited warranty
- TE plugs are UL approved when terminated using this tool and the procedures outlined in CM 409-10010 and IS 408-9743



TECHNICAL REQUIREMENTS:

- Air pressure — 80 - 100 psi
- Air supply hose — 3/16 dia. with 1/8 NPT fitting

CAT 5E, 5 and 3 (4, 6, 8 and 10 Position) Terminating Modules*

Modular Plug Style	Performance Rating	Terminating Module
4 Position Plug	CAT 3	856196-3
6 Position Plug (Standard Body)	CAT 3	856196-1
6 Position Plug (Long Body)	CAT 3	856196-4
10 Position Plug	CAT 3, CAT 5	856196-6
8 Position Plug (Standard or Long Body)	CAT 3, CAT 5	856196-2
8-Position Plug	CAT 5E	1-856196-1

* Base Terminator 1320840-1 required.
See Instruction Sheet 408-9743 for more information.

CAT 5E EMT, CAT 6, CAT 6A and Secure Plug Terminating Modules*

Cable Diameter (Strain Relief) Range	Terminating Module
0.185" to 0.216" / 4.7mm to 5.5mm	791804-4
0.201" to 0.236" / 5.1mm to 6.0mm	791804-1*
0.224" to 0.276" / 5.7mm to 7.0mm	791804-3

* Base Terminator 1320840-1 required.
Note: Modular Plug 336349 requires terminating module 791804-2.
See Instruction Sheet 408-8734 for more information.

Base Terminator: 354711-1 ModPlug Single Terminator Fast Facts

- Terminate up to 250 connectors/hr
- Interchangeable steel die sets terminate all TE plugs
- Compact, low cost pneumatically designed bench unit
- Independent adjustments for insertion, primary strain relief, and secondary strain relief
- Weighs only 13 lbs
- Compact size — 3 1/2" x 8 3/4" x 5 1/8" tall
- CE approved
- TE plugs are UL approved when terminated using this tool and the procedures outlined
- Technical requirements:

Air pressure — 80 - 100 psi

Air supply hose — 1/8 I.D. with 1/8 NPT fitting



ORDERING INFORMATION

Modular Plug Style	Performance Rating	Terminating Module (Only)*	Terminator with Terminating Module**
4 Position Plug (Standard Body)	CAT 3	354714-3	354711-4
6 Position Plug (Standard Body)	CAT 3	354714-1	354711-2
6 Position Plug (Long Body)	CAT 3	354714-4	354711-5
10 Position Plug	CAT 3, CAT 5	354714-5	354711-6
8 Position Plug (Standard or Long Body)	CAT 3, CAT 5	354714-2	354711-3
8-Position Plug	CAT 5E	354714-7	354711-8

* Base Terminator (354711-1) required if purchasing terminating modules only.
With tooling included.
See Instruction Sheet 408-9919 for additional information.

Modular Plugs, Accessories and Tooling

Category 6A, 6 and CAT 5E EMT Modular Plugs

FEATURES

- Ratchet control provides complete termination cycle
- Die set and tool crimps both the strain relief and the modular contacts at the same time
- Interchangeable die sets accommodate all plug sizes
- Sold with or without die. Dies can be purchased separately



ORDERING INFORMATION

Cable (Strain Relief) Diameter	0.185" to 0.216" 4.7mm to 5.5mm	0.201" to 0.236" 5.1mm to 6.0mm	0.224" to 0.276" 5.7mm to 7.0mm
Die Set Only	790163-8	790163-2	790163-6
Tool With Die*	790163-7	790163-1	790163-5
Hand Held Tool Only		354940-1	

* Includes 2119000-1 JackKnack Tool.

JackKnack Tool

FEATURES

- Cable Jacket Stripper
- Cable Filler Sheer
- Untwist Wire Pairs - Controls Degree of Untwist and Quick
- JackKnack Clamp - holds untwisted pair until ready for insertion.
- Wire Placement Tool
- Lightweight Design
- Ergonomic Design - Finger loop used to actuate tool
- Convenient - Finger loop allows the user keep the tool on their finger



ORDERING INFORMATION

Description	Part Number	Instruction Sheet
JackKnack Tool	2119000-1	408-10326

Pro-Installer's Modular Plug Hand Tool

FEATURES

- Ratchet control provides complete termination cycle
- Sold with and without die sets
- Interchangeable die sets accommodate all plug sizes



Die set to modular plug cross-reference shown

Hand Tool Without Die: 2-231652-0

Plug Style	CAT 5E 8-Position	Cat 5 and 3 8-Position	6-Position Long Body	6-Position Standard Body	4-Position
DOT Color	White	Black	Violet	Blue	Green
Die Only P/N	1-853400-0	853400-1	853400-7	853400-8	853400-3
Hand Tool with Die	3-231652-0*	2-231652-1*	2-231652-7	2-231652-8	2-231652-3

Modular Plugs, Accessories and Tooling

Pro-Installer's Modular Plug Hand Tool Kits and Accessories

FEATURES

- Each kit contains carrying case, blade replacement kit, screw driver, and items as listed
- Modular plug to die set cross reference listed as shown



Included Components

	JackKnack Tool	Hand Tool	CAT 5E 8-Position Die Set	8-Position Die Set	6-Position Standard	4-Position Die Set		
Dot Color			White	Black	Blue	Green		
Description	2119000-1	2-231652-0	1-853400-0	853400-1	853400-8	853400-3	Part Number	
Pro-Installer's	X	X	X	X	X	X	1-231666-5	
Mod Plug	X	X	-	X	X	X	1-231666-1	
Hand Tool Kits	X	X	-	X	X	-	1-231666-0	
Carrying Case, Blade Replacement Kit, JackKnack and Screw Driver ONLY								231666-9
Replacement Blade Kit (5 Cutters and 5 sets of Strip Blades)								231662-5
Cutter Blade								856727-1

See Instruction Sheet 408-9767 for more information.

te.com

TE Connectivity, TE connectivity (logo) and Every Connection Counts are trademarks. All other logos, products and/or company names referred to herein might be trademarks of their respective owners.

The information given herein, including drawings, illustrations and schematics which are intended for illustration purposes only, is believed to be reliable. However, TE Connectivity makes no warranties as to its accuracy or completeness and disclaims any liability in connection with its use. TE Connectivity's obligations shall only be as set forth in TE Connectivity's Standard Terms and Conditions of Sale for this product and in no case will TE Connectivity be liable for any incidental, indirect or consequential damages arising out of the sale, resale, use or misuse of the product. Users of TE Connectivity products should make their own evaluation to determine the suitability of each such product for the specific application.

© 2015 TE Connectivity Ltd. family of companies. All Rights Reserved.

318178.5AE 03/15 Revision

CATALOG

Contact us

P.O. Box 1101
Minneapolis, Minnesota
USA 55440-1101

Tel: 1-800-366-3891 x73000
1-952-917-3000

Fax: 1-952-917-3237

www.te.com/bns